


**Native Plants & Animals
Commonly Found in this Area**



Bur-reed



Pipewort




Water Lobelia




Bladderwort



Cattail



Arrowhead



Elodea



**Pondweed
(*P. epiphydrus*)**



Snail



Mussel



Watershield



Spike Rush



Waterwort

**Invasive Watch
Survey Area 15A**

- 15 Foot Water Depth Contour
- Survey Area Boundary
- Land Parcel

LSPA
63 Main Street, P.O. Box 682
Sunapee, NH 03782



**INVASIVE
WATCH**
PLANT &
ANIMAL