




Invasive Watch Survey Area 11B

-  15 Foot Water Depth Contour
-  Survey Area Boundary
-  Land Parcel



Native Plants & Animals Commonly Found in this Area

