






Invasive Watch Survey Area 10

15 Foot Water Depth Contour
 Survey Area Boundary
 Land Parcel

Native Plants & Animals Commonly Found in this Area



LSPA
 63 Main Street, P.O. Box 682
 Sunapee, NH 03782



Lake Sunapee
INVASIVE WATCH
 PLANT & ANIMAL